

New Era Pump Systems, Inc.

SyringePump.com

2013 Catalog



NEW ERA SyringePump.com
Pump Systems Inc. **Clever Pumps, Priced Right!**
SyringePump.com



HROMalytic +61(0)3 9762 2034
ECHnology Pty Ltd

Australian Distributors
Importers & Manufacturers
www.chromtech.net.au

12/13

Website NEW : www.chromalytic.com.au E-mail : info@chromtech.net.au Tel: 03 9762 2034 . . . in AUSTRALIA

Table of Contents

Syringe & Peristaltic Pumps

| | |
|--|----|
| • NE-9000 Peristaltic Dispensing Pump | 3 |
| • NE-300 Just Infusion™ Single Syringe Pump | 4 |
| • NE-1000 Single Syringe Pump Models | 5 |
| • NE-4000 Double Syringe Pump Models | 6 |
| • Multi Syringe Pumps Models | 7 |
| • NE-1002X Microfluidics Single Syringe Pump Models | 8 |
| • OEM Syringe Pump Models & Design Services | 9 |
| • Continuous Infusion Pump Systems | 10 |
| • Continuous NE-1000X: Next Generation Continuous Infusion Syringe Pump System | 11 |

Upgrades & Accessories

| | |
|--|----|
| • Upgrade Options | 12 |
| • Syringe Heater Kit | 13 |
| • Anabox Analog Sensor Interface & Foot Switch | 14 |
| • Valve Control Boxes | 15 |
| • Pump Cables & Accessories | 16 |
| • Syringe Pump Control Software SyringePumpPro | 17 |
| • Disposable Syringes & Kits | 18 |
| • Glass Syringes | 19 |
| • Stainless Steel Syringes | 20 |

NE-1000 Fully Programmable Family of Syringe Pumps



NEW ERA SyringePump.com
 Pump Systems Inc.
 SyringePump.com
Clever Pumps, Priced Right!



HROMalytic +61(0)3 9762 2034
ECHnology Pty Ltd

Australian Distributors
 Importers & Manufacturers
 www.chromtech.net.au

12/13

Website NEW : www.chromalytic.com.au E-mail : info@chromtech.net.au Tel: 03 9762 2034 . . . in AUSTRALIA

New Era Pump Systems, Inc.



NE-9000 Peristaltic Dispensing Pump

Featuring **Learn & Repeat™** for **Fantastic Productivity!**

- ✓ Pump from a reservoir through replaceable continuous tubing.
- ✓ Pump never comes into contact with fluid.
- ✓ Continuous Pumping. Up to 900 mL/min.
- ✓ Measured dispenses for production filling of bottles.
- ✓ Learn and Repeat™ for quick setup of production dispenses.
- ✓ Computer and foot switch interface.

Description:

Have a need to accurately fill multiple bottles, vials, or other containers with a liquid? The Learn and Repeat™ mode of the NE-9000 Peristaltic Pump from New Era Pump Systems Inc. makes even the smallest of businesses highly productive right from day one. The NE-9000 is equipped to be used in many settings from the small home based businesses to the large factory floor. The pump can be integrated into existing production lines or simply used stand alone. The NE-9000 comes fully programmable and can be operated manually or with a PC through a RS-232 communication port. Even the most novice of technology users can easily operate the pump stand alone or through the PC. The pump's specialty is in small scale production dispensing. It will fill numerous bottles, vials, etc. with fluids of all types. Equipped for mass production dispensing at a price affordable for the home based business, this pump is a great deal no matter what your purchasing power is. The flow rates vary from a minimum of 0.041 mL/min to a maximum of 904.4 mL/min with 3/16" ID. tubing. Space Saving Chassis: Foot print size of only 7 3/4" x 5 1/4". Won't take up unnecessary space on your laboratory or production bench. Easy-to-use keypad interface.

Features:

Dispense or withdrawal pumping

- Learn and Repeat™
- Foot Switch control available.
- Slow down mode to improve accuracy of dispenses.
- Anti-Drip mode to stop oozing after dispenses.
- Calibration mode to improve accuracy.
- Programmable dispense volumes. Store and select from up to 40 dispenses.
- Non-volatile memory of all operating parameters and pumping program.
- Programmable Phases allowing complex pumping applications and interaction with external devices.
- RS-232 bi-directional control for complete control from a PC. Network up to 100 pumps and other devices.
- Digital logic input: TTL I/O with software filtered control inputs to eliminate glitches and ringing on the control inputs.
- Configurable TTL operational trigger for foot switches and other devices.
- Power Failure Mode: Restarts the Pumping Program after a power interruption.
- Audible Alarm
- Two year warranty
- Includes all the advanced functions and programming features of the NE-1000 family.
- Worldwide power supplies available.
- Comes with 5ft of Norprene Industrial Grade Tubing, other tubing available.

NEW ERA SyringePump.com
Pump Systems Inc.
SyringePump.com
Clever Pumps, Priced Right!



HROMalytic +61(0)3 9762 2034
ECHnology Pty Ltd

Australian Distributors
Importers & Manufacturers
www.chromtech.net.au

12/13

Website NEW : www.chromalytic.com.au E-mail : info@chromtech.net.au Tel: 03 9762 2034 . . . in AUSTRALIA

New Era Pump Systems, Inc.

NE-300 Just Infusion™ Syringe Pump



Breakthrough!
PRICING!

Infuses Only!

- Just the features that you want and none that you don't want to pay for
- Does not withdraw, volume target, have computer interface or have programmability

3 Easy Steps!

1. Set the syringe diameter
2. Set the infusion rate
3. Start the pump

- Holds small or big syringes up to 60 mL
- Pumps continuously until you stop the pump
- Variable infusion rate can be changed while pumping
- Remembers previous settings on power up
- Power failure mode allows pump to continue pumping after a reset
- Syringe purge mode
- Displays total volume dispensed in mL or μ L units
- Maximum pumping rate of 1568 mL/hr with a 60 mL syringe
- Precise reproducible flow rates
- Selectable infusion rates units: mL/hr, μ L/hr, mL/min, μ L/min

NEW ERA SyringePump.com
Pump Systems Inc.
SyringePump.com **Clever Pumps, Priced Right!**



HROMalytic +61(0)3 9762 2034
ECHnology Pty Ltd

Australian Distributors
Importers & Manufacturers
www.chromtech.net.au

12/13

Website NEW : www.chromalytic.com.au E-mail : info@chromtech.net.au Tel: 03 9762 2034 . . . in AUSTRALIA

New Era Pump Systems, Inc.

NE-1000 Single Syringe Pump

High Pressure Syringe Pump

NE-1010: \$830

Continuous Infusion
Syringe Pump System

Dual-NE-1000: \$1510

Microfluidics Double
Syringe Pump

NE-1002X: \$1500



NE-1000 Features:

Accepts 1 syringe from the smallest size available up to 60 mL. A 140 mL syringe can be filled up to 120 mL. NE-1000 & Dual-NE-1000 pumping rate as low as 0.73 $\mu\text{L/hr}$ with a 1 mL syringe or as high as 35.33 mL/min with a 60 mL syringe. NE-1010 pumping rate as low as 1.459 $\mu\text{L/hr}$ with a 1 mL syringe or as high as 127.2 mL/min with a 60 mL syringe. NE-1002X pumping rate as low as .008 nL/hr with a 0.5 μL syringe or as high as 1555 $\mu\text{L/min}$ with a 60 mL syringe.

The NE-1000 Family of Syringe Pumps Features

- Built for Automation
- Operates stand-alone or from a computer
- Infuses and withdraws
- Applications range from simple infusions to complex pumping programs
- Programmable preset protocols
- Program up to 41 pumping phases: change pumping rates, set dispensing volumes, insert pauses, control and respond to external signals, sound the buzzer.
- RS-232 and TTL logic control interfaces

Two pumps connected with a dual cable create a Dual Pump System allowing for continuous infusion or emulsification. Network, control, and monitor up to 100 pumps with one computer. Worldwide power supplies available. Motor stall detection. Non-volatile memory of all parameters and programming. Upgradeable to the X and X2 advanced firmware versions for gradient pumping and increased program memory. Dispensing accuracy of +/-1%. Unlimited lifetime technical support. Two year warranty. Plus many, many more features!

NEW ERA SyringePump.com
Pump Systems Inc.
SyringePump.com
Clever Pumps, Priced Right!



HROMalytic +61(0)3 9762 2034
ECHnology Pty Ltd

Australian Distributors
Importers & Manufacturers
www.chromtech.net.au

12/13

Website NEW : www.chromalytic.com.au E-mail : info@chromtech.net.au Tel: 03 9762 2034 . . . in AUSTRALIA

New Era Pump Systems, Inc.

NE-4000 Double Syringe Pump

Continuous Infusion
Double Syringe Pump System

DUAL-NE-4000: \$1960

Microfluidics Double
Syringe Pump

NE-4002X: \$1950

BUILT FOR AUTOMATION



NE-4000 Features:

Accepts 2 different syringes from the smallest size available up to 60 mL. A 140 mL syringe can be filled up to 120mL. 2 different sized syringes can be used for proportional infusion. NE-4000 & Dual-NE-4000 pumping rate as low as 1.459 $\mu\text{L/hr}$ with a 1 mL syringe or as high as 127.2 mL/min with a 60 mL syringe. NE-4002X pumping rate as low as .008 nL/hr with a 0.5 μL syringe or as high as 1555 $\mu\text{L/min}$ with a 60 mL syringe.

The NE-1000 Family of Syringe Pumps Features

- Built for Automation
- Operates stand-alone or from a computer
- Infuses and withdraws
- Applications range from simple infusions to complex pumping programs
- Programmable preset protocols
- Program up to 41 pumping phases: change pumping rates, set dispensing volumes, insert pauses, control and respond to external signals, sound the buzzer.
- RS-232 and TTL logic control interfaces

Two pumps connected with a dual cable create a Dual Pump System allowing for continuous infusion or emulsification. Network, control, and monitor up to 100 pumps with one computer. Worldwide power supplies available. Motor stall detection. Non-volatile memory of all parameters and programming. Upgradeable to the X and X2 advanced firmware versions for gradient pumping and increased program memory. Dispensing accuracy of +/-1%. Unlimited lifetime technical support. Two year warranty. Plus many, many more features!

NEW ERA SyringePump.com
Pump Systems Inc. SyringePump.com
Clever Pumps, Priced Right!



HROMalytic +61(0)3 9762 2034
ECHnology Pty Ltd

Australian Distributors
Importers & Manufacturers
www.chromtech.net.au

12/13

Website NEW : www.chromalytic.com.au E-mail : info@chromtech.net.au Tel: 03 9762 2034 . . . in AUSTRALIA

New Era Pump Systems, Inc.

MultiChannel Syringe Pumps



NE-1200: \$1500
DUAL-NE-1200: \$3010

- Holds 2, 4, 6, 8, 10 or 12 syringes of up to 3 cc each
- Infusion rates from 0.454 $\mu\text{L/hr}$ (1 cc syringe) to 121.2 mL/hr (3 cc syringe)
- Higher flow rate models available
- Easy-to-use keypad interface



NE-1600: \$1500
DUAL-NE-1600: \$3010

- Holds 2, 4 or 6 syringes of up to 60 cc each or 2 or 4 syringes up to 140 cc each
- Infusion rates from 0.454 $\mu\text{L/hr}$ (1 cc syringe) to 2376 mL/hr (140 cc syringe)
- Higher flow rate models available
- Easy-to-use keypad interface



NE-1800: \$1500
DUAL-NE-1800: \$3010

- Holds 2, 4, 6 or 8 syringes of up to 10 cc each
- Infusion rates from 0.454 $\mu\text{L/hr}$ (1 cc syringe) to 342.6 mL/hr (10 cc syringe)
- Higher flow rate models available
- Easy-to-use keypad interface

The NE-1000 Family of Syringe Pumps Features

- Built for Automation
- Operates stand-alone or from a computer
- Infuses and withdraws
- Applications range from simple infusions to complex pumping programs
- Programmable preset protocols
- Program up to 41 pumping phases: change pumping rates, set dispensing volumes, insert pauses, control and respond to external signals, sound the buzzer.
- RS-232 and TTL logic control interfaces

Two pumps connected with a dual cable create a Dual Pump System allowing for continuous infusion or emulsification. Network, control, and monitor up to 100 pumps with one computer. Worldwide power supplies available. Motor stall detection. Non-volatile memory of all parameters and programming. Upgradeable to the X and X2 advanced firmware versions for gradient pumping and increased program memory. Dispensing accuracy of +/-1%. Unlimited lifetime technical support. Two year warranty. Plus many, many more features!

NEW ERA SyringePump.com
Pump Systems Inc.
SyringePump.com
Clever Pumps, Priced Right!



HROMalytic +61(0)3 9762 2034
ECHnology Pty Ltd

Australian Distributors
Importers & Manufacturers
www.chromtech.net.au

12/13

Website NEW : www.chromalytic.com.au E-mail : info@chromtech.net.au Tel: 03 9762 2034 . . . in AUSTRALIA

New Era Pump Systems, Inc.

NE-1002X Microfluidics Syringe Pump

Continuous Infusion Microfluidics
Syringe Pump System
DUAL-NE-1002X: \$3010

OEM Microfluidics Syringe Pump
NE-502X: \$1100



NE-1002X Features:

Advance Per Step: 4.252232 Nanometers

Smooth pumping at ultra low flow rates. Accepts syringes from the smallest size available up to 60 mL. A 140 mL syringe can be filled up to 120mL. Pumping rate as low as 0.008 nL/hr with a .5 µL syringe or as high as 1246 µL/min with a 60 mL syringe. Includes the X Upgrade Smooth Linear/Gradient increasing and decreasing pumping feature.

The NE-1000 Family of Syringe Pumps Features

- Built for Automation
- Operates stand-alone or from a computer
- Infuses and withdraws
- Applications range from simple infusions to complex pumping programs
- Programmable preset protocols
- Program up to 41 pumping phases: change pumping rates, set dispensing volumes, insert pauses, control and respond to external signals, sound the buzzer.
- RS-232 and TTL logic control interfaces

Two pumps connected with a dual cable create a Dual Pump System allowing for continuous infusion or emulsification. Network, control, and monitor up to 100 pumps with one computer. World-wide power supplies available. Motor stall detection. Non-volatile memory of all parameters and programming. Upgradeable to the X and X2 advanced firmware versions for gradient pumping and increased program memory. Dispensing accuracy of +/-1%. Unlimited lifetime technical support. Two year warranty. Plus many, many more features!

NEW ERA SyringePump.com
Pump Systems Inc.
SyringePump.com
Clever Pumps, Priced Right!



HROMalytic +61(0)3 9762 2034
ECHnology Pty Ltd

Australian Distributors
Importers & Manufacturers
www.chromtech.net.au

12/13

Website NEW : www.chromalytic.com.au E-mail : info@chromtech.net.au Tel: 03 9762 2034 . . . in AUSTRALIA

New Era Pump Systems, Inc.

OEM Syringe Pumps NE-500

OEM Syringe Pump

NE-500: \$495

OEM Syringe Pump with Stall Detection

NE-501: \$550

High Pressure OEM Syringe Pump

NE-510: \$535

High Pressure OEM Syringe Pump with Stall Detection

NE-511: \$535


Double OEM Syringe Pump

NE-4500: \$625

Double OEM Syringe Pump with Stall Detection

NE-4501: \$680

- Computer controllable: networkable up to 100 pumps
- Stand-alone operation: pre-program the pump with a dispensing program, then operate the pump from an attached Foot Switch, button, or I/O controller
- Add the OEM Starter Kit to run as a fully functional, stand-alone pump.
- Designed for OEM applications, this pump has the same mechanisms and electronics as the NE-1000 aside from the front panel controls.
- Operates from a computer or a foot switch
- Infusion and withdrawal
- Set a single pumping rate and/or dispensing volume
- Program up to 41 pumping phases that change pumping rates, set dispensing volumes, insert pauses, control and respond to external signals, sound the buzzer
- Network, control, and monitor up to 100 pumps with one computer
- Motor stall detection available in NE-501 model (\$550)
- Dispensing accuracy of $\pm 1\%$



For Custom Designed OEM Syringe Pumps please call or e-mail for a quote.



Custom Chassis, Firmware and Mechanical Design. You want it, we'll make it, **no matter how simple or complex**. When others say it can't be done, we say of course **it can be done**. The limits are endless to what we can create for you. We here at New Era have been designing pumps for over ten years for all types of OEM applications.

OEM Syringe Pump Accessories

OEM Starter & Net Kits



Model: OEM-STARTER

Price: \$25

- Allows user to interactively communicate to the pump with a computer
- Includes: power supply, Pump-to-PC network cable and user manual



Model: OEM-NET

Price: \$15

Power supply and secondary cable only. For use when networking two or more OEM NE-500 syringe pumps together. Must use the secondary cable in order to complete this application.

Foot Switch



Model: ADPT-FOOTSW-2

Price: \$25

- Start, stop, or send a signal to a pumping program
- Attach to any of the NE-1000 family pumps to allow remote operation
- Utilizes the TTL logic port on the pump
- Quick and simple setup

NEW ERA SyringePump.com
Pump Systems Inc. SyringePump.com
Clever Pumps, Priced Right!



HROMalytic +61(0)3 9762 2034
ECHnology Pty Ltd

Australian Distributors
Importers & Manufacturers
www.chromtech.net.au

12/13

Website NEW : www.chromalytic.com.au E-mail : info@chromtech.net.au Tel: 03 9762 2034 . . . in AUSTRALIA

New Era Pump Systems, Inc.

Continuous Infusion/Dual NE-1000 Syringe Pump



Description:

Two NE-1000 Family of Syringe Pumps connected together are often used in dual-pump setups, possibly with check valves for continuous pumping or mixing so that one syringe dispenses while the other reloads. Gives customer flexibility to separate pumps for individual use.

- Dual NE-1010:
- Dual NE-4000:
- Dual NE-1600/1800:
- Dual NE-1002X:

Includes all of the features of the NE-1000 family of pumps

Dual Pump Plumbing Kit



Description:

- For use with our continuous infusion system or dual infusion system
- Provides a dual check valve for two syringes, withdraw will pull fluid from a reservoir and infusion will output into a separate line
- The kit is pre-assembled, all you need to do is plug in the syringes
- Each dual check valve uses 6" of 1/8" tubing to connect to a Y connector, one for reservoir and one for output; each Y-connector has 5' of tubing to make connections to your application.
- Two 60 cc Terumo syringes are included.
- Individual parts are also available.

Model: P-DKIT

NEW ERA SyringePump.com
Pump Systems Inc. SyringePump.com
Clever Pumps, Priced Right!



HROMalytic +61(0)3 9762 2034
ECHnology Pty Ltd

Australian Distributors
Importers & Manufacturers
www.chromtech.net.au

12/13

Website NEW : www.chromalytic.com.au E-mail : info@chromtech.net.au Tel: 03 9762 2034 . . . in AUSTRALIA

New Era Pump Systems, Inc.

Continuous NE-1000X

(Model: Dual-NE-1000X)

The Next Generation

Continuous Infusion Syringe Pump System

Eliminates Flow Rate Pauses & Drop-Offs!

Eliminates the problem of flow rate drop-off found in "Push-Pull" syringe pumps. In these "Push-Pull" systems, one pump is refilling while the other infuses and then they switch directions. That switch of directions causes a pause or drop in flow. The Continuous NE-1000X's continuous pumping mode eliminates the flow rate drop offs and pauses.



How it Works:

- Refilling pump refills the syringe at a faster rate than the infusing pump, giving it time to prime the syringe.
- Refilling pump pauses and waits for the infusing pump to empty.
- When the pumps switch directions, the refilled pump is primed and starts infusing at the set rate immediately.

Features:

- Two NE-1000X Family of Syringe Pumps connected together via a Dual Pump Sync Cable.
- Continuous Pumping Mode provides a precise continuous flow without any drop-offs of pauses.
- Programmable infusion, refill and prime rates and syringe overlap and prime volumes.
- Flexibility for the pumps to perform either continuous flow, emulsification, or independently at any time.

NE-1000X Family of Syringe Pumps Features

- Built for Automation
- Operates stand-alone or from a computer
- Infuses and withdraws
- Applications range from simple infusions to complex pumping programs
- Programmable preset protocols
- Program up to 41 pumping phases that change pumping rates, set dispensing volumes, insert pauses, control and respond to external signals, sound the buzzer
- RS-232 and TTL logic control interfaces
- Network, control, and monitor up to 100 pumps with one computer
- Gradient ramping of flow rates
- Worldwide power supplies available
- Motor stall detection
- Non-volatile memory of all parameters and programming
- Upgradeable to 340 pumping phases program memory with the X2 Upgrade
- Dispensing accuracy of +/-1%
- Unlimited lifetime technical support
- Two year warranty
- Plus many, many more features!

Dual Pump Plumbing Kit - Model: P-DKIT



- For use with our continuous infusion system or dual infusion system.
- Provides a dual check valve for two syringes, withdraw will pull fluid from a reservoir and infusion will output into a separate line.
- The kit is pre-assembled, all you need to do is plug in the syringes.
- Each dual check valve uses 6" of 1/8" tubing to connect to a Y connector, one for reservoir and one for output; each Y-connector has 5' of tubing to make connections to your application.
- Two 60cc Terumo syringes are included.
- Individual parts are also available.

NEW ERA SyringePump.com
Pump Systems Inc. SyringePump.com
Clever Pumps, Priced Right!



HRoMalytic +61(0)3 9762 2034
ECHnology Pty Ltd

Australian Distributors
Importers & Manufacturers
www.chromtech.net.au

12/13

Website NEW : www.chromalytic.com.au E-mail : info@chromtech.net.au Tel: 03 9762 2034 . . . in AUSTRALIA

New Era Pump Systems, Inc.

Upgrade Options

Higher Pressure, Speed & Power Upgrade Options

X Version Upgrade

Upgraded Features to the standard NE-1000 firmware:

- Linear/Gradient Program Function
- Dual Pump Next Generation Continuous Pumping Mode
- Dual Pump Constant Flow Rate Gradient Pumping Mode
- Additional programming functions for more complex pumping programs
- Syringe Pumps, Syringes & Plumbing Supplies sold separately
- **Any syringe pump can be field upgraded except for the NE-300**

MODEL: FW-1-X is only available for the NE-1000 series models

(NE-1000 series models included are the **NE-1000**, **NE-4000** and the **Multi-Pumps**)

MODEL: FW-5-X is only available for the NE-500 series models

MODEL: CBL-DUAL-3 is required to connect 2 pumps for use with dual pump modes

X2 Version Upgrade: Increases the maximum number of programmable pumping phases from 41 to 340.

MODEL: FW-1-X2 is only available for the NE-1000 series models

(NE-1000 series models included are the **NE-1000**, **NE-4000** and the **Multi-Pumps**)

MODEL: FW-5-X2

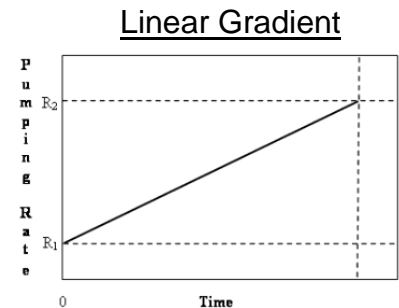
FW-1-X2 is only available for the NE-500 series models

Linear/Gradient Function Pump Features:

- Smooth linear increasing or decreasing gradient pumping
- Set the start pumping rate, end pumping rate and the time
- Pre-program multiple gradients including any other NE-1000 programming feature

Requirements for Dual Pump Modes:

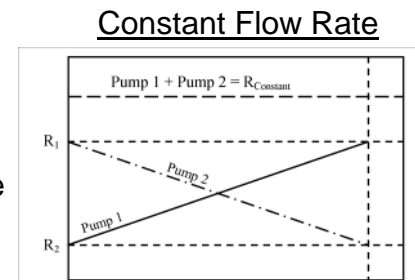
- Any combination of 2 syringe pumps with X firmware upgrades
- Dual pump communications cable **Model # CBL-DUAL-3**



The Next Generation Continuous Infusion System eliminates the problem of flow rate drop offs and pauses caused by push-pull syringe pumps. Please visit our Continuous NE-1000X page and learn how the system works.

Constant Flow Rate Gradient Pumping Mode:

- Set pump 1 linear function
- Pump 2 automatically pumps inversely to pump 1
- Sum of pump 1 and pump 2 flow rates remains a constant rate



NEW ERA SyringePump.com
Pump Systems Inc. SyringePump.com
Clever Pumps, Priced Right!



HROMalytic +61(0)3 9762 2034
ECHnology Pty Ltd

Australian Distributors
Importers & Manufacturers
www.chromtech.net.au

12/13


Website NEW : www.chromalytic.com.au E-mail : info@chromtech.net.au Tel: 03 9762 2034 . . . in AUSTRALIA

New Era Pump Systems, Inc.

Syringe Heater Kit



Model: HEATER-KIT-1LG



Model: HEATER-PAD2-1LG

Description for HEATER-KIT-1LG:

Heating device for syringes that requires temperature-controlled dispensing. Heats up to 185°C.

Compatibility Notes:

- Please contact us at 631-249-1392 or info@syringepump.com about pump compatibility when heating syringes above 100°C. Customization may be required.
- If you are in a country where the voltage is above 120V, you must purchase a step-down transformer with the Heater Kit.
- Digitally set the heater set point
- Temperature sensor in heating pad
- Set point and other parameters retained in memory
- Controller will heat the syringe and hold the set temperature using an on/off or Thermo-kinetic control algorithm.
- Multiple syringe heater pads can be attached to the control unit, under restricted conditions.
- Heated syringe can be mounted on a syringe pump. Please call 631-249-1392 for compatibility.
- Dual temperature sensors in primary heating pad.
- Heater Kit includes Control-Unit power cable and Primary-Syringe-Heater-Pad.

Description for HEATER-PAD2-1LG:

For attaching a second heating pad to HEATER-KIT-1LG. Temperature is sensed in primary heating pad only.

Compatibility Notes:

- Heater pad measures 75 mm x 75 mm
- Each syringe heater control unit uses only the primary heating pad to sense temperature. All secondary heater pads connected to that control unit function according to temperature at the primary heater pad. Careful consideration should be taken when using secondary/slave heater pads. For different temperatures or variable environments, use separate control units with primary heater pads.
- Plugging more than 12 Syringe-Heater-Pads onto one Controller is not recommended



Model: HEATER-PAD3-1LG

Description for HEATER-PAD3-1LG:

- For attaching additional, up to 12 total, heating pads to HEATER-KIT-1LG with HEATER-PAD2-1LG
- Temperature sensed in primary heating pad only



NEW ERA
Pump Systems Inc.
SyringePump.com

SyringePump.com
Clever Pumps, Priced Right!



HROMalytic +61(0)3 9762 2034
ECHnology Pty Ltd


Australian Distributors
Importers & Manufacturers
www.chromtech.net.au

12/13

Website NEW : www.chromalytic.com.au E-mail : info@chromtech.net.au Tel: 03 9762 2034 . . . in AUSTRALIA

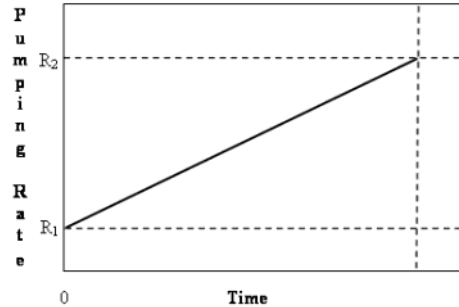
New Era Pump Systems, Inc.

Featured Accessory: Anabox Analog Sensor Interface



Sample Anabox Operational Modes:


Ramping (gradient) with Voltage



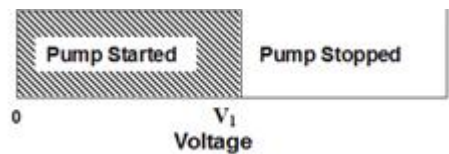
Pressure Controlled Infusion

Automatically varies the pumping rate to maintain a pressure by utilizing your pressure sensor with a voltage output.


Start Pump at Voltage Trigger




Stop Pump at Voltage Trigger



Start Pump within Voltage



Stop Pump within Voltage



ANABOX CLOSED LOOP ANALOG SENSOR INTERFACE

- Vary the pumping rate in proportion to a variable voltage input
- Start or stop pump at set voltages
- Vary the pumping rate to maintain a voltage window (i.e. maintain a pressure or pH level)
- Attaches to any pump in the NE-1000 Family
- Operates stand alone. Does not need a computer to operate.
- Optionally outputs event data to a computer for data logging

Model: ADPT-ANABOX-11

Foot Switch



Description:

- Start, stop, or send a signal to a pumping program.
- Compatible with any New Era pump excluding the NE-300 Just Infusion
- Utilizes the TTL logic port on the pump
- Quick and simple setup
- 20 ft. length cable

Model: ADPT-FOOTSW-2

NEW ERA SyringePump.com
Pump Systems Inc. SyringePump.com
Clever Pumps, Priced Right!




HROMalytic +61(0)3 9762 2034
ECHnology Pty Ltd

Australian Distributors
Importers & Manufacturers
www.chromtech.net.au

12/13

New Era Pump Systems, Inc.

Valve Control Boxes

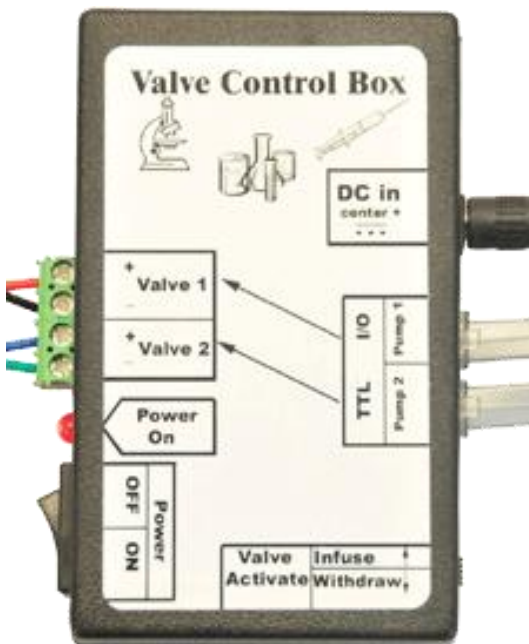


Single Valve Control Box

Description:

- Attach your 12V DC valve and the control box will open or close your valve according to the pumping direction
- Utilizes the TTL logic port on syringe pump
- Includes power supply for valve

Model: ADPT-VALVE-INTERFACE-1



Dual Valve Control Box

Description:

- Attach your two 12V DC valves and the control box will open or close your valves according to the pumping directions of your two pumps
- Includes CBL-TTL-1 cable to allow synchronized pumping between two pumps
- Utilizes the TTL logic ports on both syringe pumps
- Includes power supply for valves

Model: ADPT-VALVE-INTERFACE-2

NEW ERA SyringePump.com
Pump Systems Inc. SyringePump.com
Clever Pumps, Priced Right!



HROMalytic +61(0)3 9762 2034
ECHnology Pty Ltd

Australian Distributors
Importers & Manufacturers
www.chromtech.net.au

12/13

Website NEW : www.chromalytic.com.au E-mail : info@chromtech.net.au Tel: 03 9762 2034 . . . in AUSTRALIA

New Era Pump Systems, Inc.

Pump Cables & Accessories

Pump-to-PC Primary Network Cable



Model: CBL-PC-PUMP-7

Model: CBL-PC-PUMP-25

Description:

- Allows full control over syringe pumps through your computer
- DB-9 adapter connects to 9-pin serial port (25-pin adapters available upon request)
- Utilizes the RS-232 communications port of syringe pump
- Available in 7' and 25' length cable
- Quick and simple setup

Pump-to-Pump Secondary Network Cable



Model: CBL-NET-7

Model: CBL-NET-25

Description:

- Allows networking of two or more syringe pumps to a single computer
- Quick and simple setup
- Utilizes the RS-232 communications port of syringe pump
- Available in 7' and 25' length cable
- Requires first pump to be connected with primary network cable

RS-232 to USB Converter



Description:

- Adapter to add a DB-9 RS-232 serial port to your computer by using an USB port
- Includes software driver CD

Model: CBL-USB232

Lockout Disable Key



Description:

- For use with the syringe pump's Lockout Mode
- Prevent unauthorized or accidental changes to the settings by locking the keypad
- Unlocks the keypad and allows settings to be changed
- Utilizes the TTL logic port on syringe pump
- Quick and easy setup

Model: ADPT-LOCKOUT

Pump Synchronization Cable



Model: CBL-DUAL-3

Description:

- Used for creating a continuous or dual infusion system
- Establishes a communications link between two pumps to duplicate the exact or inverse commands issued to one pump.
- Utilizes the RS-232 logic port on syringe pump
- Quick and simple setup
- This is the new replacement cable for CBL-TTL-1 unless the use of the TTL ports for synchronization is preferred

NEW ERA SyringePump.com
Pump Systems Inc. SyringePump.com
Clever Pumps, Priced Right!



HROMalytic +61(0)3 9762 2034
ECHnology Pty Ltd

Australian Distributors
Importers & Manufacturers
www.chromtech.net.au

12/13

Website NEW : www.chromalytic.com.au E-mail : info@chromtech.net.au Tel: 03 9762 2034 . . . in AUSTRALIA

New Era Pump Systems, Inc.

SyringePumpPro

Control Software for Syringe Pumps

Syringe Pump Control Software



Control programmable infusion syringe pumps including Microfluidic, Peristaltic and OEM models.

SyringePumpPro is an easy to use computer interface for programmable syringe pumps. It permits faster programming and operation of one or more pumps. You can create pump programs and upload them to your pumps.

Experience friendly effective software support like never before.

- Synchronously start and stop multiple pumps
- Configure and control multi-pump protocols
- Eliminates hours of manual pump operation
- Monitor pump parameters
- Upload pump programs
- End front panel button mashing
- OEM Pump? No Keypad?
- Send commands to one or many pumps
- No more re-typing of commands in terminal software
- Quick and easy to use interface for communicating with your pumps

Compatible with following brands



12/13

Website NEW : www.chromalytic.com.au E-mail : info@chromtech.net.au Tel: 03 9762 2034 . . . in AUSTRALIA

New Era Pump Systems, Inc.



Disposable Syringes & Kits

New Era supplies an assortment of disposable plastic syringes between 1mL to 140mL from Monoject, NormJect, Terumo & Excel. You can receive discounts in box quantities.

Note: Inert syringes are non-reactive syringes made from polypropylene and polyethylene. Inert syringes do not contain any latex, rubber, silicone oil, styrene or DEHP.

| Description (mL=CC) | Part # | Each | Box Part # | Box Price |
|----------------------------|-------------|------|---------------|-----------|
| 140 mL Luer Lock Non-Inert | SYR-MJ140LL | | SYR-MJ140LLBX | |
| 60 mL Luer Lock Non-Inert | SYR-TER60LL | | SYR-TER60LLBX | |
| 50 mL Luer Lock Inert | SYR-NJ50LL | | SYR-NJ50LLBX | |
| 30 mL Luer Lock Inert | SYR-NJ30LL | | SYR-NJ30LLBX | |
| 20 mL Luer Lock Inert | SYR-NJ20LL | | SYR-NJ20LLBX | |
| 10 mL Luer Lock Inert | SYR-NJ10LL | | SYR-NJ10LLBX | |
| 5 mL Luer Lock Inert | SYR-NJ5LL | | SYR-NJ5LLBX | |
| 3 mL Luer Lock Inert | SYR-NJ3LL | | SYR-NJ3LLBX | |
| 1 mL Luer-Lock Non-Inert | SYR-EX1LL | | SYR-EX1LLBX | |
| 1 mL Tuberculin Inert | SYR-TB1 | | SYR-EX1LLBX | |



Large Syringe Kit Model: P-SYRKIT-LG

- (2) 20mL Luer Lock Inert
- (2) 30mL Luer Lock Inert
- (2) 60mL Terumo Luer Lock Non-Inert
- (6) Female Luer Barbs
- (3) Male Luer Barbs
- (20 ft) Tubing .125" ID, .188" OD, PVC



Small Syringe Kit Model: P-SYRKIT-SM

- (2) 1mL Luer Lock Inert
- (2) 3mL Luer Lock Inert
- (2) 5mL Luer Lock Inert
- (2) 10mL Luer Lock Inert
- (6) Female Luer Barbs
- (3) Male Luer Barbs
- (20 ft) Tubing .125" ID, .188" OD, PVC



Dual Pump Plumbing Kit Model: P-DKIT

- For use with our continuous infusion system or dual infusion system (Dual-NE-1000). Provides a dual check valve for two syringes, withdraw will pull fluid from a reservoir and infusion will output into a separate line.
- The kit is pre-assembled, all you need to do is plug in the syringes.
- Each dual check valve uses 6" of 1/8" tubing to connect to a Y connector, one for reservoir and one for output; each Y-connector has 5' of tubing to make connections to your application.
- Two 60cc Terumo syringes are included.

NEW ERA SyringePump.com
Pump Systems Inc. SyringePump.com
Clever Pumps, Priced Right!



HROMalytic +61(0)3 9762 2034
ECHnology Pty Ltd

Australian Distributors
Importers & Manufacturers
www.chromtech.net.au

12/13

Website NEW : www.chromalytic.com.au E-mail : info@chromtech.net.au Tel: 03 9762 2034 . . . in AUSTRALIA


New Era Pump Systems, Inc.

Glass Syringes: Standard & Gas Tight

New Era supplies a full range of glass syringes from 50µL to 100mL in gas tight quality and 1mL to 100mL in standard quality. Standard glass can handle between 22 to 43psi while the gas tight can handle from 100psi to upwards of 400psi depending on the syringe.

Standard Glass Syringes

| Part # | Size | PSI/KPA Limits | Temp Limits |
|-------------|-------|----------------|-------------|
| SYR-GL1LL | 1mL | 43.5 / 300 | 200°C |
| SYR-GL2LL | 2mL | 43.5 / 300 | 200°C |
| SYR-GL3LL | 3mL | 43.5 / 300 | 200°C |
| SYR-GL5LL | 5mL | 43.5 / 300 | 200°C |
| SYR-GL10LL | 10mL | 29 / 200 | 200°C |
| SYR-GL20LL | 20mL | 29 / 200 | 200°C |
| SYR-GL30LL | 30mL | 29 / 200 | 200°C |
| SYR-GL50LL | 50mL | 21.8 / 150 | 200°C |
| SYR-GL100LL | 100mL | 21.8 / 150 | 200°C |



- Tips are Metal Luer Lock
- Barrel and plunger are made from Borosilicate Glass and are interchangeable
- Manufactured in Germany
- Chemically compatible for a wide range of applications
- Good basic reusable syringe

SGE Gas Tight Glass Syringes

| Part # | Size | PSI/KPA Limits | Temp Limits |
|-----------------|-------|----------------|-------------|
| SYR-GL50MCLL-S | 50uL | 400 / 2758 | 70°C |
| SYR-GL100MCLL-S | 100uL | 400 / 2758 | 70°C |
| SYR-GL250MCLL-S | 250uL | 400 / 2758 | 70°C |
| SYR-GL500MCLL-S | 500uL | 400 / 2758 | 70°C |
| SYR-GL1LL-S | 1mL | 400 / 2758 | 70°C |
| SYR-GL2.5LL-S | 2.5mL | 400 / 2758 | 70°C |
| SYR-GL5LL-S | 5mL | 400 / 2758 | 70°C |
| SYR-GL10LL-S | 10mL | 200 / 1379 | 70°C |
| SYR-GL25LL-S | 25mL | 100 / 689 | 70°C |
| SYR-GL50LL-S | 50mL | 100 / 689 | 120°C |
| SYR-GL100LL-S | 100mL | 100 / 689 | 120°C |



- Longest working life in the industry
- All SGE syringes come with metal Fixed Luer Lock Tips except for the 50 & 100 mL which are removable.
- Suitable for chromatography applications
- Barrel made from Borosilicate Glass
- PTFE tipped plunger
- Able to replace the plunger
- Nickel plated brass barrel flange
- Manufactured in Australia
- Chemically compatible for a wide range of applications.

NEW ERA SyringePump.com
 Pump Systems Inc. SyringePump.com
Clever Pumps, Priced Right!



HROMalytic +61(0)3 9762 2034
ECHnology Pty Ltd

Australian Distributors
 Importers & Manufacturers
 www.chromtech.net.au

12/13

Website NEW : www.chromalytic.com.au E-mail : info@chromtech.net.au Tel: 03 9762 2034 . . . in AUSTRALIA

New Era Pump Systems, Inc.



Stainless Steel Syringes

New Era supplies a full range of stainless steel syringes from 1mL to 200mL. The syringes can handle 750psi (1500psi for the 8ml), high temperatures and highly corrosive chemicals. Highly corrosive chemicals may require an upgrade in O'Ring.

| Part # | Size | PSI | Included Fitting |
|---------------|-------|------|---------------------|
| SYR-SS1 | 1 mL | 750 | None, 1/4-28 Thread |
| SYR-SS1SL8 | 1 mL | 750 | 1/8 SwageLok |
| SYR-SS1SL16 | 1 mL | 750 | 1/16 SwageLok |
| SYR-SS1LL | 1 mL | 750 | Luer-Lok |
| SYR-SS3 | 3mL | 750 | None, 1/4-28 Thread |
| SYR-SS3SL8 | 3mL | 750 | 1/8 SwageLok |
| SYR-SS3SL16 | 3mL | 750 | 1/16 SwageLok |
| SYR-SS3LL | 3mL | 750 | Luer-Lok |
| SYR-SS5 | 5 mL | 750 | None, 1/4-28 Thread |
| SYR-SS5SL8 | 5 mL | 750 | 1/8 SwageLok |
| SYR-SS5SL16 | 5 mL | 750 | 1/16 SwageLok |
| SYR-SS5LL | 5 mL | 750 | Luer-Lok |
| SYR-SS8 | 8mL | 1500 | None, 1/4-28 Thread |
| SYR-SS8SL8 | 8mL | 1500 | 1/8 SwageLok |
| SYR-SS8SL16 | 8mL | 1500 | 1/16 SwageLok |
| SYR-SS8LL | 8mL | 1500 | Luer-Lok |
| SYR-SS20 | 20mL | 750 | None, 3/8-24 Thread |
| SYR-SS20SL4 | 20mL | 750 | 1/4 SwageLok |
| SYR-SS20SL8 | 20mL | 750 | 1/8 SwageLok |
| SYR-SS20SL16 | 20mL | 750 | 1/16 SwageLok |
| SYR-SS20LL | 20mL | 750 | Luer-Lok |
| SYR-SS50 | 50mL | 750 | None, 3/8-24 Thread |
| SYR-SS50SL4 | 50mL | 750 | 1/4 SwageLok |
| SYR-SS50SL8 | 50mL | 750 | 1/8 SwageLok |
| SYR-SS50SL16 | 50mL | 750 | 1/16 SwageLok |
| SYR-SS50LL | 50mL | 750 | Luer-Lok |
| SYR-SS100 | 100mL | 750 | None, 3/8-24 Thread |
| SYR-SS100SL4 | 100mL | 750 | 1/4 SwageLok |
| SYR-SS100SL8 | 100mL | 750 | 1/8 SwageLok |
| SYR-SS100SL16 | 100mL | 750 | 1/16 SwageLok |
| SYR-SS100LL | 100mL | 750 | Luer-Lok |

| Part # | Size | PSI | Included Fitting | Price each |
|---------------|-------|-----|---------------------|------------|
| SYR-SS200 | 200mL | 750 | None, 3/8-24 Thread | \$750.00 |
| SYR-SS200SL4 | 200mL | 750 | 1/4 SwageLok | \$825.00 |
| SYR-SS200SL8 | 200mL | 750 | 1/8 SwageLok | \$825.00 |
| SYR-SS200SL16 | 200mL | 750 | 1/16 SwageLok | \$825.00 |
| SYR-SS200LL | 200mL | 750 | Luer-Lok | \$825.00 |

Stainless Steel Syringe O-Rings

Stainless steel syringes come standard with a Viton O-Ring. Chemraz® O-Rings are ordered separately and are for applications requiring higher chemical resistance.



| Part # | Description |
|---------------|--------------------------------------|
| SYRP-SSORV5 | Viton, 5mL Replacement O'Rings |
| SYRP-SSORK5 | Chemraz® 5mL O'Rings |
| SYRP-SSORV8 | Viton 1, 3 & 8mL Replacement O'Rings |
| SYRP-SSORK8 | Chemraz® 1, 3 & 8mL O'Rings |
| SYRP-SSORV20 | Viton, 20mL Replacement O'Rings |
| SYRP-SSORK20 | Chemraz® 20mL O'Rings |
| SYRP-SSORV50 | Viton 50mL Replacement O'Rings |
| SYRP-SSORK50 | Chemraz® 50mL O'Rings |
| SYRP-SSORV100 | Viton 100mL Replacement O'Rings |
| SYRP-SSORK100 | Chemraz® 100mL O'Rings |
| SYRP-SSORV200 | Viton 200mL Replacement O'Rings |
| SYRP-SSORK200 | Chemraz® 200mL O'Rings |

Stainless Steel Syringe Fittings



You can buy stainless steel syringes with or without fittings. They are also available to be purchased separately if needed. All fittings are pressure rated for all syringes they connect to.

Need to heat your syringe?

The Syringe Heater Kit, you can find in the accessory section will heat all sizes of syringes up to 220°C.

NEW ERA SyringePump.com
Pump Systems Inc. SyringePump.com
Clever Pumps, Priced Right!



HROMalytic +61(0)3 9762 2034
ECHnology Pty Ltd

Australian Distributors
Importers & Manufacturers
www.chromtech.net.au

12/13

Website NEW : www.chromalytic.com.au E-mail : info@chromtech.net.au Tel: 03 9762 2034 . . . in AUSTRALIA

New Era Pump Systems Inc.



New Era Pump Systems, Inc.

NEW ERA SyringePump.com
Pump Systems Inc.
SyringePump.com **Clever Pumps, Priced Right!**



HROMalytic +61(0)3 9762 2034
ECHnology Pty Ltd

Australian Distributors
Importers & Manufacturers
www.chromtech.net.au

12/13

Website NEW : www.chromalytic.com.au E-mail : info@chromtech.net.au Tel: 03 9762 2034 . . . in AUSTRALIA